
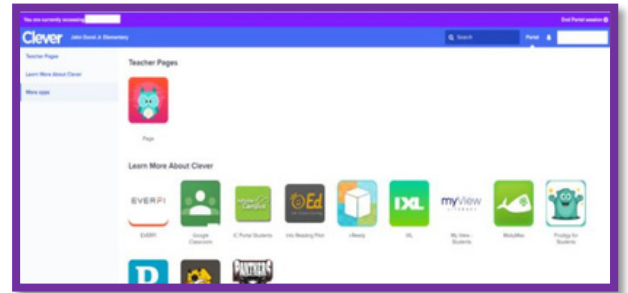


What Is Clever and How to Use It at Home For Parents/Guardians

Clever is an easy way for your student to access all of the learning applications they use at school. It allows them to access all of their learning applications with a single username and password. Students only have to sign in once to the Clever Portal, then they can click on their learning applications without signing in again!

WHAT IS THE CLEVER PORTAL?

The Clever Portal is where students can access all of their learning applications. Here is an example of a student's Clever Portal: 

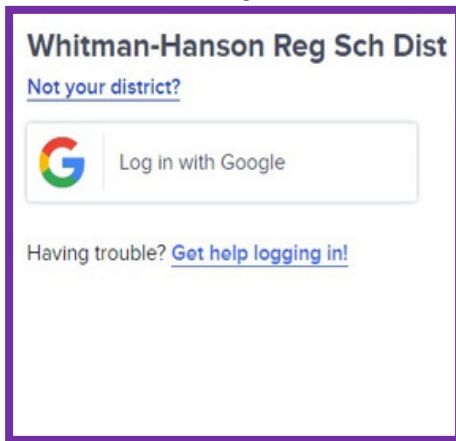


LOGGING IN WITH GOOGLE:

At home, students can access their Clever dashboard by following the steps below:

1. Go to <https://clever.com/in/whitmanhansonregional>.
2. Click the '**Log in with Google**' button
3. Enter the student's district email address in 'firstname.lastname@whrsd.org' format or choose the student's Google account if already signed in; Click **Next**
4. Enter the student's password. If elementary, it will begin with the capitalized 3-letter school code then 5 digit student ID number. Codes: Conley: WHC, Duval: WHD, Indian Head: WHI. ex: WHI54321

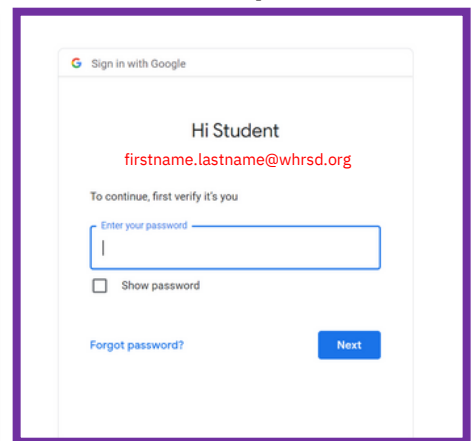
Step 2



Step 3



Step 4

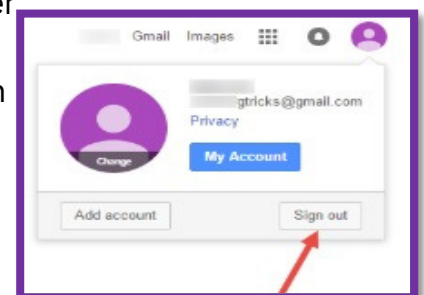


MULTIPLE STUDENTS / SAME HOUSEHOLD:

To ensure that your child's user session is ended before logging the other in, please follow these steps in Google Chrome:

1. Log out of Clever - From the Clever Portal, click on the student's name in top right corner, select Log out.
2. Log out of Google - Open Chrome—Click Profile circle—Sign Out

For further information please visit: <https://bit.ly/335YqBP>



Click here to Sign Out